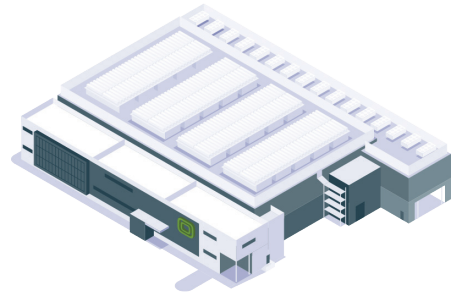


CT2

BRACKENFELL CAMPUS

Cape Town, South Africa



Colocation Interconnection Peering Cloud Support Technical Monitoring Remote Hands

KEY ATTRIBUTES


TERACO'S BRACKENFELL CAMPUS

With over **25,000 square metres of space** and master planned with over **20MVA available IT power**, the Brackenfell data centre facility (CT2) continues to expand while providing content, financial data, or cloud-based services to clients. The CT2 facilities provide an efficient, secure, and resilient location for clients to address their increasing power and space needs.

Located on the northern outskirts of Cape Town, the CT2 facility is conveniently located within short travelling distance of the Stellenbosch, Paarl, and Durbanville winelands.

CT2 is an extension of Teraco's Cape Town data centre (CT1) and continues to expand its services to meet clients' growing requirements.


 **25,000m²**
TOTAL SPACE

 **8,400m²**
WHITE SPACE

 **40MVA**
TOTAL POWER


 **N+1**
COOLING REDUNDANCY

 **N+1**
UPS REDUNDANCY

 **99,999%**
UPTIME



 CT2 FRONT



 CT2 REAR

TERACO'S ECOSYSTEM

x7

REGIONAL
LOCATIONS

x6

DIVERSE INTERNET
EXCHANGE POINTS

200+

ENTERPRISE
CLIENTS

130+

IT SERVICE
PROVIDERS

250+

NETWORK
PROVIDERS

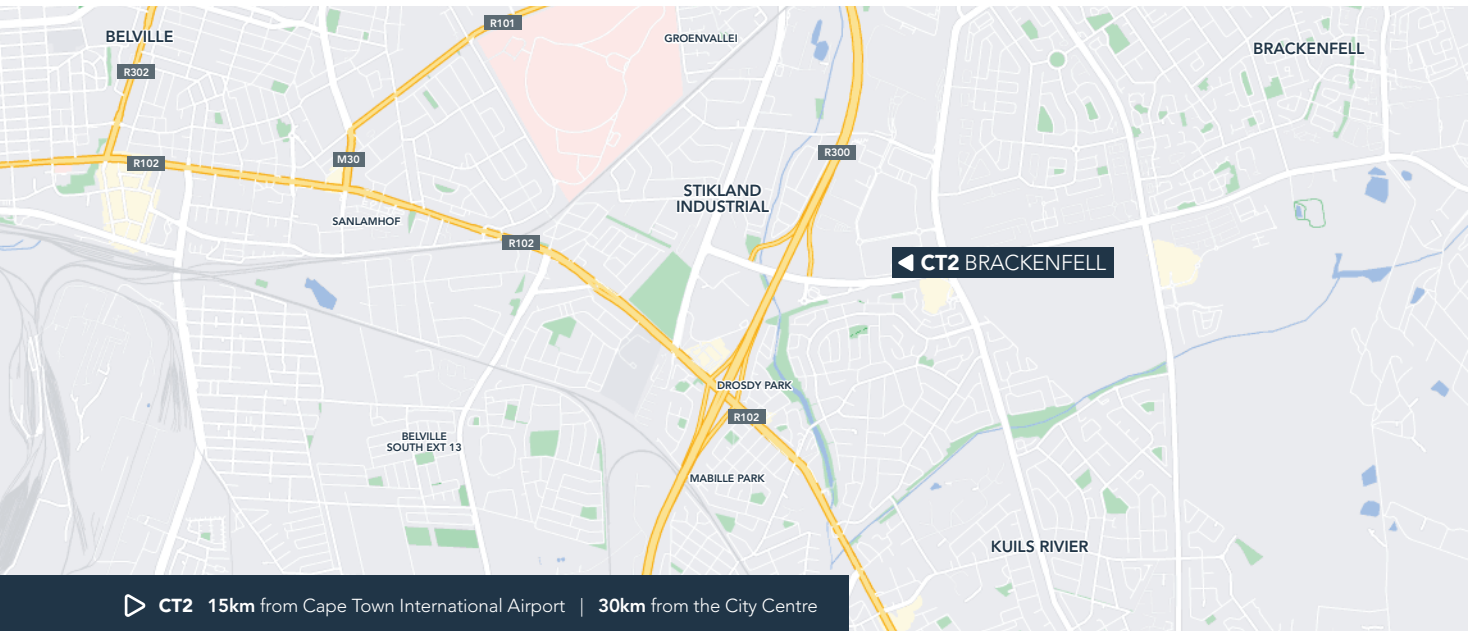
15+

GLOBAL CLOUD
ON-RAMPS

The world **connects here.**

TERACO[®]
A DIGITAL REALTY COMPANY

Open: This document has unrestricted access. No restriction on distribution. Applicable to documents and records.



ENVIRONMENT

- Concurrently maintainable data centre designs with elements for fault tolerance built into asset levels.
- Energy efficient designs to meet industry standard Power Usage Effectiveness in line with ASHRAE n=20 parameters.
- Independent temperature monitoring at cabinet level automatically adjusts cooling units to avoid hot spots.
- Standard Service Level Agreement - Temperature controlled and maintained between 18°C and 27°C.
- Standard Service Level Agreement - Relative humidity maintained between 20% and 80%
- Data centre positively pressurised to ensure a dust-free environment, with dedicated anti-static mats.

SECURITY

- Comprehensive perimeter and building security - "zones within zones" for multiple levels of security.
- Pre-authorisation required for data centre access according to Teraco Access Policy.
- Visitor identity confirmed against pre-authorised list, with additional biometric confirmation through fingerprint imaging.
- Service areas physically separate from data centre areas.
- Continuous video surveillance.
- Comprehensive audit logs on all access.
- Additional bespoke access policies implemented for private cage colocation.

INFRASTRUCTURE

- Cabinets comprise of 47U racks.
- An additional 200mm of depth is added per cabinet, making each cabinet 1,200mm deep, allowing space for wiring, air flow and access

- Perforated front and back doors, allows for better air flow.
- All cabinets have unique locks, ensuring that only approved personnel are able to gain access.

POWER

- Utility power provided with as much infrastructure resilience as possible based on South African utility provider restrictions.
- Concurrently maintainable designs with elements of fault tolerance built into asset levels.
- Resilient diesel backup generators are fueled to provide a minimum of 48 hours of back up fuel under full load design conditions.
- Fuel scrubbers are installed to ensure fuel quality with periodic fuel sampling at registered laboratories.
- Power Distribution Unit (PDU) technology manages power to socket level within cabinets, in addition to remote management capabilities.
- Power is supplied in 1.1kVA increments. Higher power configurations are available.
- Detailed measurement and proactive notification of power usage are effected via a secure client portal.
- Reliability studies conducted with proven track record.

PROVISIONING

- Colocation is available in managed multi-tenant areas or private cages.
- Facilities are hardware vendor agnostic.
- Unrestricted choice of network operators or ISP's.
- Planned preventative maintenance performed in accordance with manufacturers' recommendations and industry best practices, with no interruption to services.

- Predictive maintenance is based on information collected through the building monitoring system (BMS).
- Remote Hands available 24/7.

CONNECTIVITY

- All major network operators present in the Carrier Hotel.
- Any point within the data centre can be connected to any other via multiple resilient routes.
- Cabling for single and multimode fibre.
- All cabling vendors are certified.
- All cabling is managed by structured cabling policies and is implemented by Teraco technicians to guarantee availability.

FIRE PROTECTION

- Pro-active fire monitoring systems linked to fire suppression system, incorporating best practice fire protection and prevention procedures.
- Multi-zone monitoring within all data centre plenums and the energy centres, inclusive of early warning systems.
- All monitoring and fire protection equipment fed via independent diverse power sources.
- Minimum 1-hour fire separation between various parts of the facility.

MONITORING

- Dual independent building monitoring systems (BMS) ensure concurrent maintainability.
- Alarms and early warning messages alert technicians on duty.
- All areas have 24x7 intelligent monitoring and video surveillance with integrated motion sensors.

Protect. Connect. Grow.

Teraco Data Environments (Pty) Ltd.
5 Brewery Street, Isando, 1600
Phone +27 11 573 2800 / +27 (0) 86 083 7226

www.teraco.co.za

